



# VEGAN SHAWARMA-SPICED CHICKPEAS

with Pistachio Rice, Cucumber Salad & Garlicky White Sauce

## INGREDIENTS

2 PERSON | 4 PERSON



1 | 2  
Chickpeas



1 | 2  
Shallot



2 Cloves | 4 Cloves  
Garlic



½ oz | 1 oz  
Pistachios  
Contains: Tree Nuts



2 | 4  
Veggie Stock  
Concentrates



1 TBSP | 2 TBSP  
Shawarma Spice  
Blend



½ Cup | 1 Cup  
Basmati Rice



1 | 2  
Mini Cucumber



4 oz | 8 oz  
Grape Tomatoes



1 | 2  
Lemon



6 TBSP | 12 TBSP  
Vegan Mayonnaise



1 tsp | 2 tsp  
Hot Sauce



ANY ISSUES WITH YOUR ORDER?  
WE'D BE SIMMERING LIKE STEW OVER  
THERE TOO. SCAN HERE TO GET HELP!



## HelloCustom

2 PERSON | 4 PERSON

If you chose to modify your meal, follow the  
**HelloCustom** instructions on the flip side of this card.



10 oz | 20 oz  
Chicken Cutlets

Calories: 1150



PREP: 10 MIN | COOK: 35 MIN | CALORIES: 970





HELLO



## HALL OF FAME

Meet one of our all-star recipes: a tried-and-true favorite chosen by home cooks like you!

## MAKING THE CUT

Always seem to squish tomatoes when you're slicing? Switch to a serrated or bread knife! The teeth on the blade will cut through the skin every time.

## BUST OUT


- Strainer
- Paper towels
- Medium bowl
- Aluminum foil
- Baking sheet
- Small pot
- Zester
- Small bowl
- Whisk
- Large Pan 
- Kosher salt
- Black pepper
- Cooking oil (5 tsp | 5 tsp) (1 tsp | 1 tsp) 
- Olive oil (1 tsp | 2 tsp)

## GET SOCIAL

Share your #HelloFreshPics with us @HelloFresh

(646) 846-3663

HelloFresh.com



### 1 START PREP

- Adjust rack to top position and preheat oven to 425 degrees. **Wash and dry produce.**
- Drain and rinse **chickpeas**; dry thoroughly with paper towels, removing as much moisture as possible. Halve, peel, and thinly slice **shallot**; mince a few slices until you have 2 TBSP (4 TBSP for 4 servings). Peel and mince or grate **garlic**. Roughly chop **pistachios**.



### 4 FINISH PREP & MAKE SALAD

- Quarter **cucumber** lengthwise; slice into 1/2-inch-thick pieces. Halve **tomatoes** lengthwise. Zest and quarter **lemon**.
- In bowl used for chickpeas, combine cucumber, tomatoes, and as much **sliced shallot** as you like. Toss with **half the lemon zest**, **juice from one lemon wedge**, and a **drizzle of olive oil**. (For 4 servings, use juice from two wedges and a large drizzle of olive oil.) Season with **salt** and **pepper** to taste.



### 2 ROAST CHICKPEAS

- In a medium bowl, toss **chickpeas** with **half the stock concentrates**, **half the Shawarma Spice Blend** (you'll use the rest in the next step), a **large drizzle of oil**, and a **pinch of salt and pepper**.
- Spread chickpeas out in a single layer on a **lightly oiled** foil-lined baking sheet. Roast on top rack, tossing halfway through, until chickpeas are slightly crispy, 18-20 minutes. (It's natural for chickpeas to pop a bit while roasting.)
- Wipe out bowl.




### 5 MAKE WHITE SAUCE

- In a small bowl, whisk together **mayonnaise**, **remaining garlic**, **remaining lemon zest**, and **juice from one lemon wedge** (two wedges for 4 servings).
- Whisk in **2 TBSP water** (4 TBSP for 4) until combined. (If needed, add water 1 tsp at a time until sauce reaches a drizzling consistency.) Season **white sauce** with **salt** and **pepper** to taste.



### 3 COOK RICE

- While chickpeas roast, heat a **large drizzle of oil** in a small pot (use a medium pot for 4 servings) over medium-high heat. Add **minced shallot**, **half the garlic**, **half the pistachios**, **remaining Shawarma Spice Blend**, and a **big pinch of salt**. Cook, stirring, until fragrant, 30-60 seconds.
- Stir in **rice**, **remaining stock concentrate**, and **3/4 cup water** (1 1/2 cups for 4). Bring to a boil, then cover and reduce heat to low. Cook until rice is tender, 15-18 minutes. Keep covered off heat until ready to serve.


-  While the rice cooks, pat **chicken\*** dry with paper towels; season all over with **salt** and **pepper**. Heat a **drizzle of oil** in a large pan over medium-high heat. Add chicken; cook until browned and cooked through, 3-5 minutes per side. Transfer to a cutting board.



### 6 FINISH & SERVE

- Fluff **rice** with a fork. Season with **salt** and **pepper**.
- Divide rice between shallow bowls. Top with **cucumber salad** and **roasted chickpeas** in separate sections. Drizzle everything with **white sauce** and as much **hot sauce** as you like. Sprinkle with **remaining pistachios** and serve with **remaining lemon wedges** on the side.

-  Thinly slice **chicken** crosswise. Serve atop **rice**.

 \*Chicken is fully cooked when internal temperature reaches 165°.